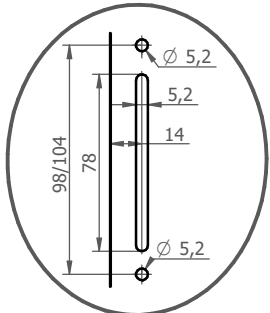
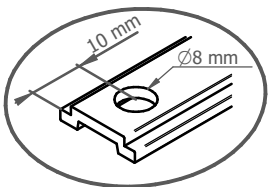


KIT 450



COTAS DE MECANIZADO



DETALLE TROQUELADO

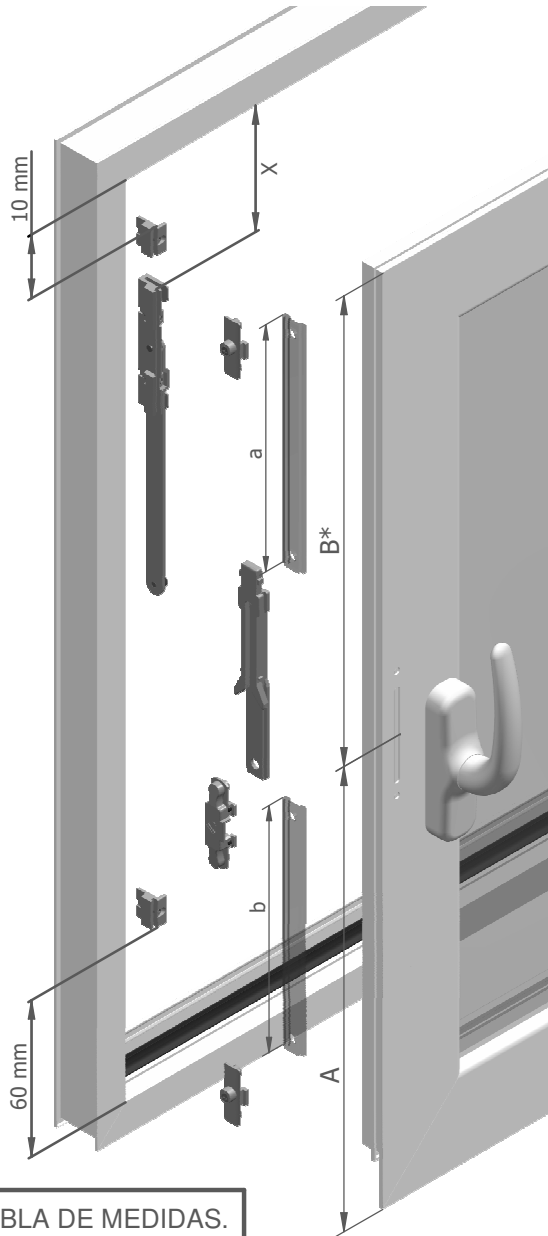


TABLA DE MEDIDAS.

$a = B - 225 \text{ mm}$

$b = A - 80 \text{ mm}$

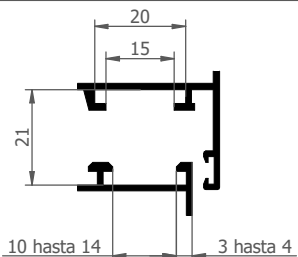
$X = B - 318 \text{ mm}$

*B - Min. 380mm

Rev. 00

02/02/2022

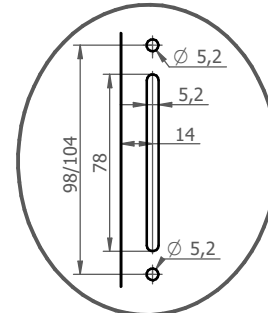
6F0450PI



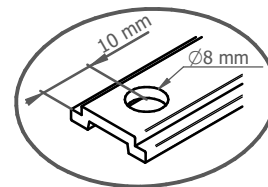
Adaptabilidad sobre canales C.E.

Se monta con la Cremona ref. 6000 o 6009, no suministrada en el Kit

KIT 450



COTAS DE MECANIZADO



DETALLE TROQUELADO

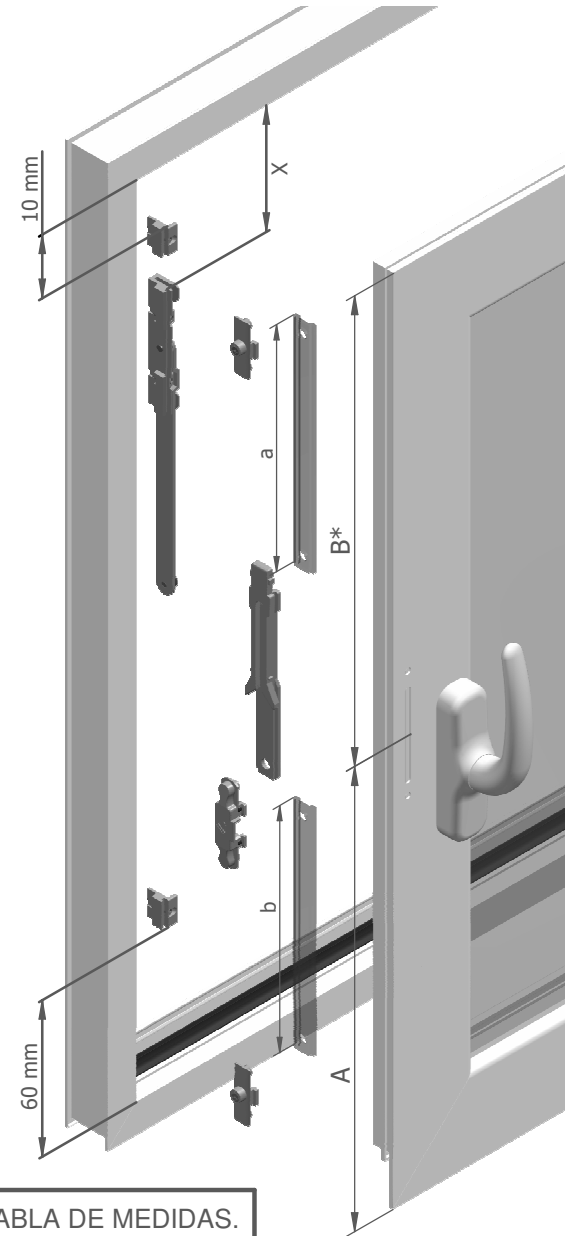


TABLA DE MEDIDAS.

$a = B - 225 \text{ mm}$

$b = A - 80 \text{ mm}$

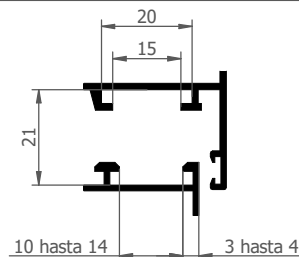
$X = B - 318 \text{ mm}$

*B - Min. 380mm

Rev. 00

02/02/2022

6F0450PI



Adaptabilidad sobre canales C.E.

Se monta con la Cremona ref. 6000 o 6009, no suministrada en el Kit